

ISSUED: September 30, 2022

NEXT ISSUE: October 31, 2022

VOLUME 16: ISSUE 10

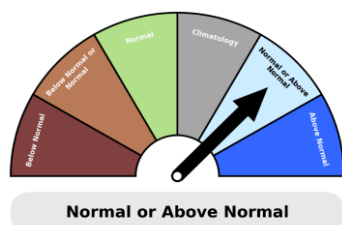


FIJI CLIMATE OUTLOOK

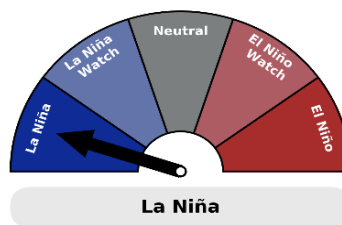
OCTOBER 2022;
OCTOBER TO DECEMBER 2022;
AND
JANUARY TO MARCH 2023

Fiji Meteorological Service

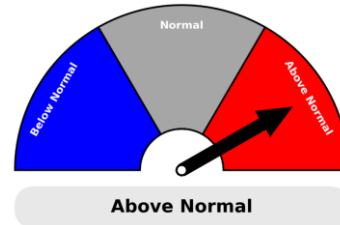
HIGHLIGHTS



Rainfall Outlook



ENSO Outlook

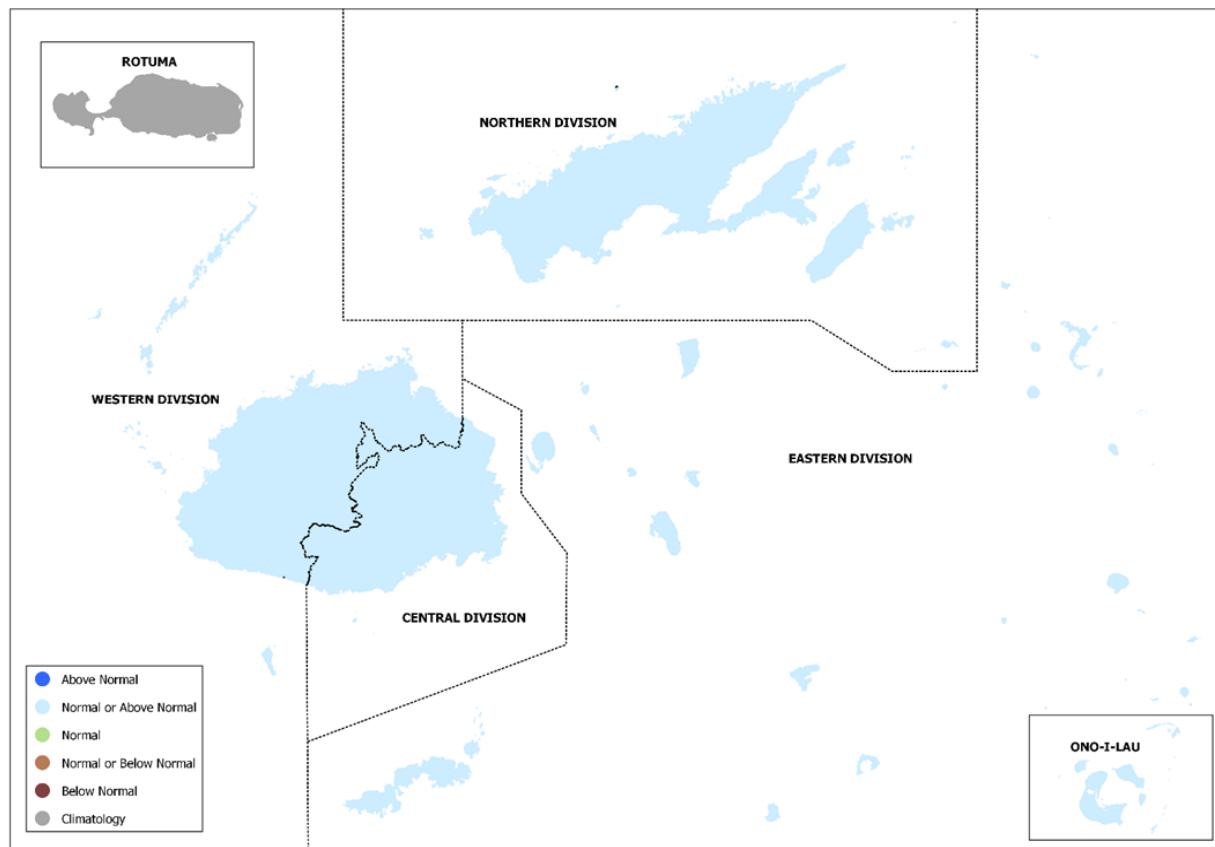


Air Temperature

- Rainfall during October 2022 is likely to be near normal or above normal across the country, while there is little guidance for Rotuma with almost equal chances of below normal, near normal and above normal rainfall.
- For October to December 2022 season, above normal rainfall is likely across the country, while there is little guidance for Rotuma with almost equal chances of below normal, near normal and above normal rainfall.
- During January to March 2023 season, above normal rainfall is expected across the country, while *near normal* or *below normal* rainfall is favored for Rotuma.
- The air temperatures are likely to be *above normal* across the country during October 2022, and as well as October to December 2022 season.
- A La Niña event is under way in the tropical Pacific. The global climate models favour continuation of La Niña event until the end of 2022, with a return to neutral-ENSO during the first quarter of 2023.
- Fiji usually experiences above normal rainfall during a La Niña event, which can lead to flooding especially during the wet season from November to April.

RAINFALL OUTLOOK

OCTOBER 2022



Western Division: *Normal or above normal* rainfall

Central Division: *Normal or above normal* rainfall

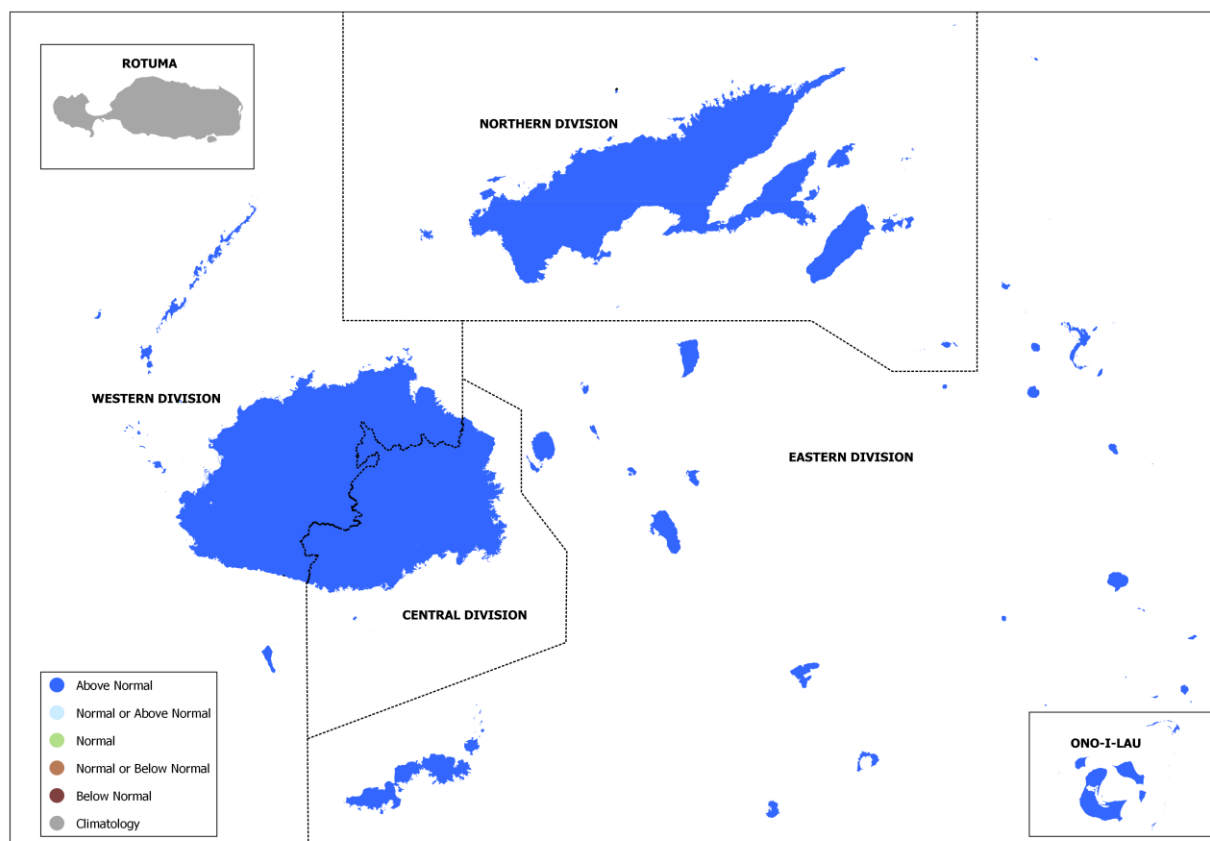
Northern Division: *Normal or above normal* rainfall

Eastern Division: *Normal or above normal* rainfall

Rotuma: Almost equal chances of *below normal, normal* and *above normal* rainfall

RAINFALL OUTLOOK

OCTOBER TO DECEMBER 2022



Western Division: *Above normal* rainfall

Central Division: *Above normal* rainfall

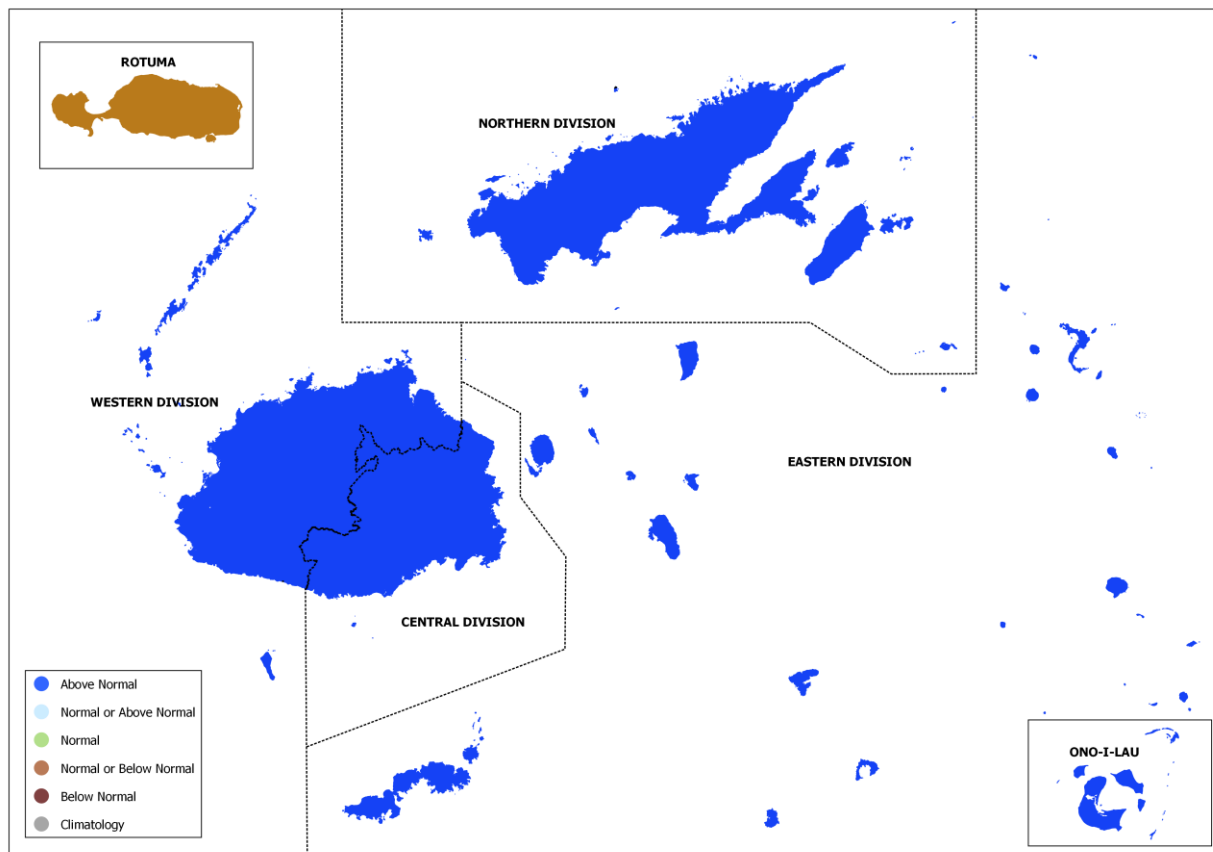
Northern Division: *Above normal* rainfall

Eastern Division: *Above normal* rainfall

Rotuma: Almost equal chances of *below normal*, *normal* and *above normal* rainfall

RAINFALL OUTLOOK

JANUARY TO MARCH 2023



Western Division: *Above normal* rainfall

Central Division: *Above normal* rainfall

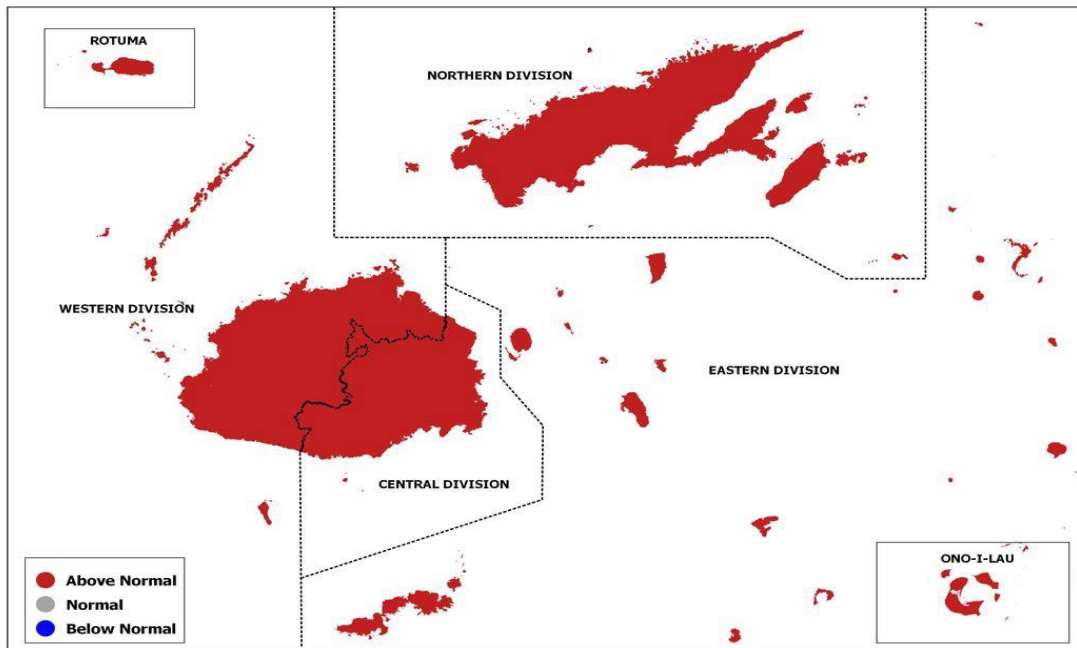
Northern Division: *Above normal* rainfall

Eastern Division: *Above normal* rainfall

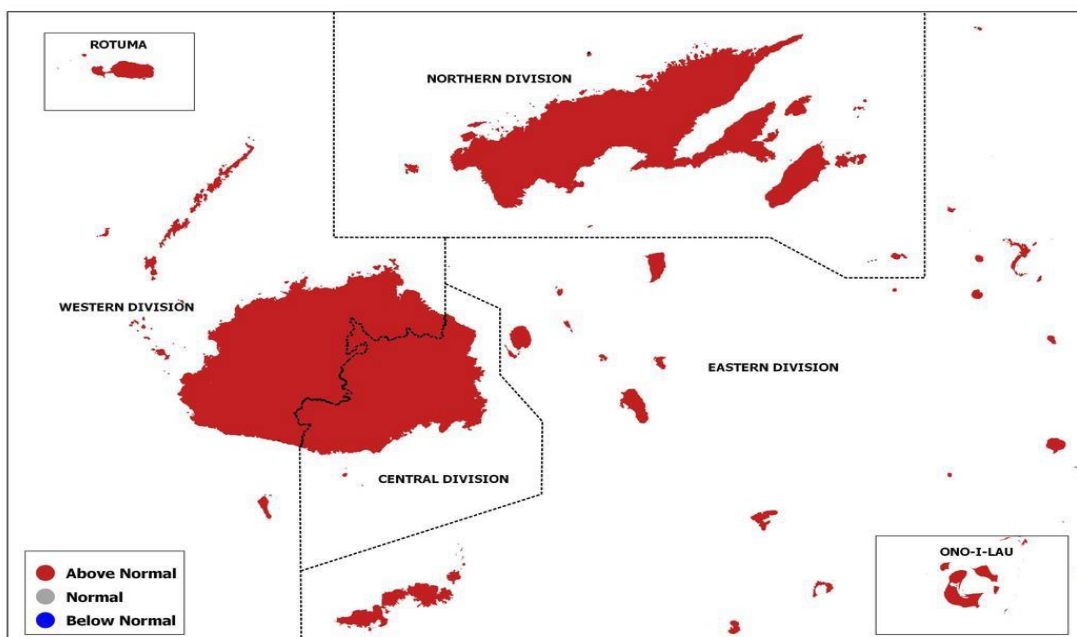
Rotuma: Normal or below normal rainfall

AIR TEMPERATURE OUTLOOKS

OCTOBER 2022

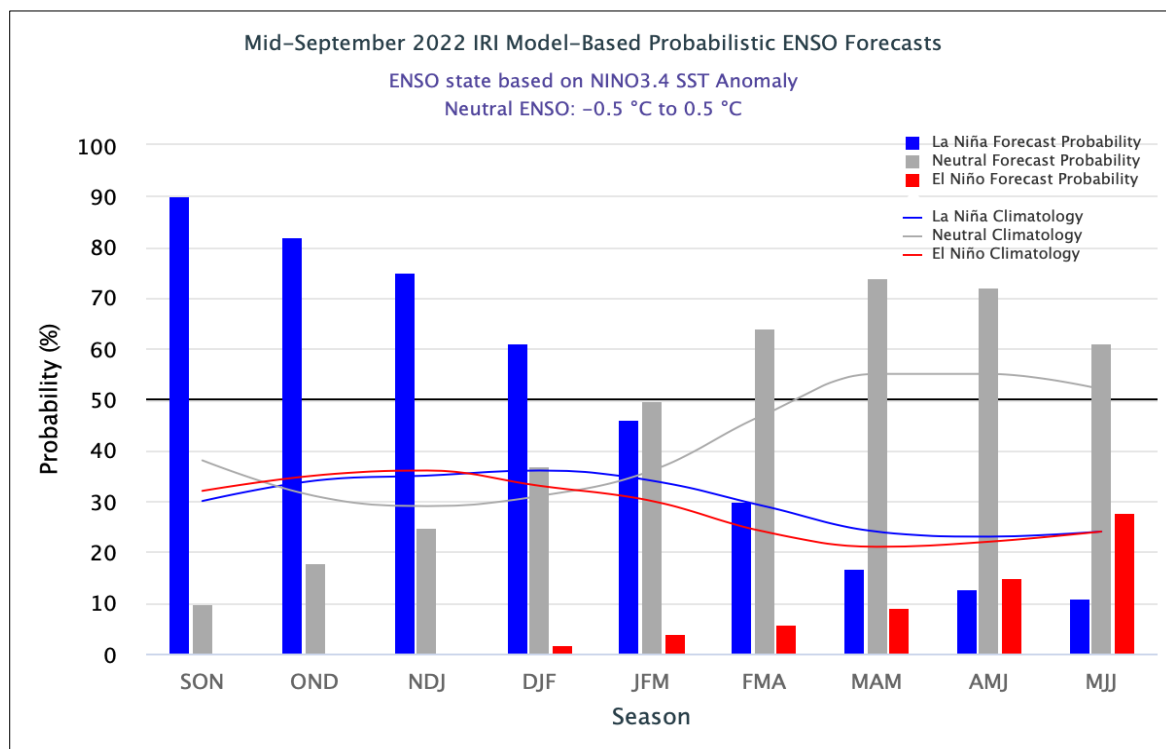


OCTOBER TO DECEMBER 2022



Above normal air temperatures are likely over the Fiji Group during October 2022, and as well as the October to December 2022 period.

EL-NIÑO SOUTHERN OSCILLATION (ENSO)



Source: [International Research Institute for Climate and Society](#)

La Niña is underway in the tropical Pacific. Both atmospheric and oceanic indicators of the El Niño–Southern Oscillation (ENSO) are consistent with an established La Niña, including tropical Pacific sea surface temperatures, the Southern Oscillation Index, trade wind strength, and equatorial cloudiness.

The global climate models favour continuation of La Niña event until at least the end of 2022. This event is expected to attain peak strength over September to November 2022, and then return to neutral-ENSO state in early 2023.

Fiji usually experiences above normal rainfall during a La Niña event, which can lead to flooding especially during the wet season from November to April.

FIJI METEOROLOGICAL SERVICE Private Mail Bag (NAP 0351)

Nadi Airport, Fiji.

Ph: +679 6724888, Fax: +679 67240430

Email: climate@met.gov.fj

Also online at <http://www.met.gov.fj>